

SCOPE OF WORKS FOR PREVENTIVE MAINTENANCE


VANS, STATION WAGONS, JEEPS, MPVs, TRUCKS, LORRIES,
PICK-UPS, BUSES, FUEL TANKERS, RECOVERY & BUGGIES

sats GATEWAY		SATS MAINTENANCE CENTRE VANS, STATION WAGON AND PICK-UP PREVENTIVE MAINTENANCE CHECKLIST			
Equipment No. :					JOB No. :
					Date :
Mechanical Checks By :					S/No. :
Electrical Checks By :					S/No. :
Tested By :					S/No. :
					Sign :
					Sign :
					Sign :
S/N	Item Description	Check	Change	Remarks	
ENGINE					
1	Engine oil & filter				
2	Oil & fuel leaks				
3	Engine mounting				
4	Ignition timing				
5	Idling speed adjustment				
6	Spark plug (where applicable)				
FUEL SYSTEM					
1	Air cleaner filter element & assembly				
2	Fuel filter, primary & secondary				
3	Fuel tank & cap				
4	Accelerator/ throttle linkage & parts				
5	Gear lever linkage				
COOLING SYSTEM					
1	Fan belts & pulley tension				
2	Water pump assembly				
3	Radiator assembly & parts				
4	Radiator water level				
TRANSMISSION & CONTROL					
1	Transmission mounting				
2	Transmission oil				
3	Transmission oil seal				
4	Wheel assembly, nuts & tyres				
5	Tyre pressure, condition				
6	Drive shaft & 'U' joints				
7	Axle oil, check top up				
8	Under carriage bolts & nuts				
BRAKE & CLUTCH					
1	Master pump & reservoir				
2	Hoses, pipes & connections				
3	Brake drum & lining				
4	Adjust brake, clutch clearance				
5	Parking brake hand lever & cable				
6	Brake test				
STEERING					
1	Steering wheel & column				
2	* Steering fluid level				
3	* Steering pump, cylinder assembly				
4	* Steering cylinder, Linkages & ball joints				
5	Side slip test				
*Where applicable					
BODYWORK					
1	Lubricate and greasing				
2	Engine cover, hinges & hook				
3	Seat				

S/N	Item Description	Check	Change	Remarks
4	Hand rails			
5	Bumper & bracket			
6	Logo & wording			
7	Wash vehicle, engine compartment			
	ELECTRICAL SYSTEM			
1	Battery, terminals, terminal covers			
2	Battery bracket mounting & cover			
3	Battery electrolyte			
4	Alternator			
5	Starter			
6	Speedometer, hourmeter, fuel gauge			
7	Heater plugs, controller & relays			
8	Wind screen wiper, washing system			
9	Horn, apron light.			
10	Head light, dashboard lightings			
11	Tail light , side light			
12	Wiring & Terminals			
13	VIU (fuel management system)			
14	Camera functionality			
	AIRCON			
1	Compressor			
2	Evaporator			
3	Receive dryer			
4	Condenser			
5	Condenser fan			
6	Rear blower			
7	Hoses & fittings			
8	Fan belts			
9	General checks			
	OTHERS			
1	Fire Extinguisher Expiry Date			

SCOPE OF WORKS FOR PREVENTIVE MAINTENANCE

Airfield Bus

		SATS MAINTENANCE DEPARTMENT PASSENGER BUS PREVENTIVE MAINTENANCE CHECKLIST		
Equipment No. :		JOB No. :		
Hourmeter Reading :		Date :		
Mechanical Checks By :		S/No. : Sign:		
Electrical Checks By :		S/No. : Sign:		
Tested By :		S/No. : Sign:		
S/No	SYSTEM / SERVICE	SERVICE INSTRUCTIONS	A	REMARKS
1 GENERAL GREASING				
1	Lubricate all greasing points	Lubricate		
2	Door hinges, moving parts	Check for leak & security		
2 ENGINE				
1	Engine oil & oil filter	Check/change		
2	Fan belt tension & condition	Check		
3	Air cleaner	Clean/change		
4	Cooling system - water level & hose condition	Check/change		
5	Cooling system - Radiator assembly	Clean/flush		
6	Fuel tank & cap	Check		
7	Fuel line from tank to injectors	check		
8	Fuel filter	Check/change		
3 TRANSMISSION & CONTROL				
1	Axle - Oil level & leaks	Check / Top up		
2	Tyre pressure & condition	Check / inflate		
3	Auto - Transmission assy - oil level & leak	Check		
4	Transmission mountings	Check		
5	Handbrake	Check		
6	Foot brake	Check		
7	Test brake efficiency	Test		
8	Steering - check all moving parts for slack and wear	Check/tighten		
9	Steering oil reservoir	Check / Top up		
10	Power steering cylinder	Check		
11	Front wheel bearing, ball joints & Kingpin	Check		
4 PNEUMATIC SYSTEM				
1	Compressor & Drive belt	Check		
2	Air pipe & hoses for leak & general condition	Check		
3	Door operating cylinder for leak	Check		
4	Automatic release valve	Check		
5	Tank & filter - Drain of water & sludge	Drain		
5 ELECTRICAL			A	
1	Battery condition	Check / Top up		
2	Charging & starting system	Check		
3	Wiring connection & insulation	Check		
4	All lightings	Check		
5	All switches	Check		
6	Windscreen wipers	Check		
7	Dashboard gauges	Check		
8	CCTV	Check		
6 BODYWORK (EXTERIOR & INTERIOR)				
Bodywork including fittings				
1	Windscreen & Window	Check		
2	Fire extinguisher & Bracket	Check		

3	Passenger seat & cover	Check		
4	SATS wording & logo	Check		
5	Touch up rusty area with paint	Check		
6	First Aid box	Check		

Legend

'A' service (TAT - 1 day)

= Once in 9 weekly

'C' service (TAT - 5 days)

= Once in 54 weeks

*


- Change according to hour meter reading/condition.

Annual servicing sequence

= A-A-A-A-A-C

SCOPE OF WORKS FOR PREVENTIVE MAINTENANCE

Motorised Water Truck

 SATS MAINTENANCE CENTRE Motorise Water Truck PREVENTIVE MAINTENANCE CHECKLIST			
Equipment No. :			JOB No. :
Hourmeter Reading :			Date :
Mechanical Checks By :			
			Sign:
Electrical Checks By :			
			Sign:
Tested By :			
			Sign:
	Service instruction	Check	Remarks
Engine			
Engine Oil*	Top up/Replace		Change if exceeds 400 hrs
Engine Oil Filter	Change		
Leakage : Oil ,water and fuel	Check		
Oil sump gasket	Check		
Nosiy Components(worn,loose)	Check		
Engine Mounting	Check		
Exhaust system, Pipes & Silencer	Check		
DPD & Muffler	Check		
Timing cover gasket seal	Check		
Fuel System			
Air cleaner filter	Clean/Replace		
Fuel filter Primary (Tank side)	Check		
Fuel Filter Secondary (Fuel Pump)	Check		
Accelerator & Throttle linkage	Lubricate		
Fuel Tank & Cap	Check		
Cooling System			
Radiator Cap , Hoses & Cap Seal	Check		*Caution of Hot Water
Timing Belt	Check/Adjust		
Fan Blade	Check		
Cooling system leaks	Check		
Coolant	Check/Top Up		
Transmission			
Transmission Mounting	Check		
Transmission Oil	NA		
Transmission oil cooler ,fins andd hoses	Check		
Tranission Oil Seal	Check		
Rear Axle	Check		
Propeller Shaft	Check		
Universal Joint	Check		
Axle Oil	Check		
Leakage in Differential	Check		
Brake System			
Master Pump & Resrvoir	Check		
Brake Shoes	Check,Replace		
Brake Hoses,Pipes & Connections	Check,Tighten		
Brake Pedal Pad	Check,Clean		
Parking Brake Hand Lever	Check,Lubricate		
Streering System			
Streering Wheel & Column	Check/Tighten		
Streering Pump ,Cylinder Assembly	Check/Tighten		
Linkages,Rubber bushes and ball joints	Check/Tighten		
King Pin & Bushes	Check		
Wheel Alignment	Check/Adjust		
Power Streering Fluid Reservoir	Check/Top Up		
Hydraulic System			
Hydraulic Tank compoents & leakages	Check		
Hydraulic Suction Strainer	*Check Hour Meter		
Hydraulic Oil	Check		
Clog Differential Indicator	Check		
Hydraulic Filter Assembly (Return Line)	Check/Tighten		

Pressure Relief Valve	*Check relief pressure		
Pressure Gauge	Check		
Ball Valve	Check		
PTO	Check		
PTO Pump (Main Pump)	Check		
Flow Control Valve	Check		
Magnetic Plug	(Yearly check/clean)		

Vacuum System			
Vacuum Pump operation	Check,Service		
Mechanical Seal	Check		
Vacuum Pressure Switch : correct cut -off,cut -in	Check,Adjust		
Anti-vacuum valve	Check		
Check Valve (In-Line)	NA		
2-way NC Diaphragm Valve	Check		
Coupling	Check/Tighten		
Water Service Solenoid Valve	Check		
Charcoal Filter	Check		
Charcoal Element	Check/Change		
Y strainer and vacuum pipes	Check/Open		
Cracks in Suction Hoses	Check		
Suction Hoses Coupling	Check/Tighten		
Waste Hose Coupling O-ring	Check		
Cyclone Tank	Check		
Water System			
Water Pump	Check/Service		
Coupling	Check/Tighten		
Ball Valve	Check		
Y-strainer	check		
Safety Relief Valve	Check		
Water Pipe System	Check/Tighten		
Water Flow Meter, Correct flow rate	Check/Adjust		
Water Hose Coupling	Check/Adjust		
Water Hose Coupling O-Ring	Check/Replace		
Scissor Mechanism			
Cylinder	Check		
Scissor Pins & Rollers	Check/Grease		
Grease in Top & Bottom Channel	Check		
Emergency Lowering Valve	Check/Change		
Electrical System			
Battery Terminals cleanliness	Check/Clean		
Battery Acid / Distilled Water Level	Check/Top Up		
Alternator	Check		
Starter Motor & Solenoid	Check		
Hour Meter	Check		
Speed Limit Alarm	Drive & Check		
Fule Gauge	Check		
Toggle Switches	Check/Change		
Hand brake & indicator	Check		
Neutral gear indicator	Check		
Ignition Indicator Light	Check/Change		
Beacon Lights	Check/Change		
Buzzer	Check/Replace		
Cab Control Panel Switches	Check/Change		
Platform Control Panel Switches & Light	Check/Change		
Limit Switch	Check		
Antenna Limit Switch	Check		
Camera functionailty	Check		
Additional repair to be carried forward (if any)			

Legend

'A' service (TAT - 1 day)
'C' service (TAT - 3 days)

=
=

Once in 6 weekly
Once in 54 weeks

*

-

Change according to hour
meter reading/condition.


Annual servicing sequence

=

A-A-A-A-A-C

SCOPE OF WORKS FOR PREVENTIVE MAINTENANCE

Towable Lavatory Cart

		SATS MAINTENANCE CENTRE TOWABLE LAVATORY CART PREVENTIVE MAINTENANCE CHECKLIST		
		Equipment No. :		JOB No.
Hourmeter Reading :		Date :		
Mechanical Checks By :		S/No. :	Sign:	
Electrical Checks By :		S/No. :	Sign:	
Tested By :		S/No. :	Sign:	
S/N	ITEM DESCRIPTION	INSTRUCTION		REMARKS
ENGINE				
1	Engine oil	Check/replace		
2	Engine oil filter	Check/replace		
3	Oil & fuel leaks	Check		
4	Drain plug	Check		
5	Gasket & "O" ring	Check		
6	Exhaust mounting	Check		
7	Air cleaner filter	Check/replace		
WATER PUMP				
1	Hoses and clamps	Check		
2	Hose connections leaks	Check		
3	Hose connector condition	Check		
4	Pump totaliser	Check		
5	On-off valve	Check		
6	Pump condition	Check		
TROLLEY AND STRUCTURE				
1	Turntable bearings	Check/lub		
2	Tow and brake machnism	Check		
3	Tyre condition/ top up air	Check		
4	Wheel assembly & nuts	Check		
5	Tyre pressure (50 psi)	Check/inflate		
6	Door locking mechanism	Check		
7	Compartment, frame and chassis	Check		
8	Inspection covers	Check		
CLEAN WATER & WASTE WATER TANK				
1	leak and corrosion	Check		
2	knocks and dents	Check		
3	Welding joints	Check		
4	Paint touch up	Check		
Electrical system				
1	Battery condition	Check/top up		
2	Starter condition	Check		
3	Apron light	Check		
4	Battery charging wire and connector	Check		
5	Fuel tank.	Check		

Legend

'A' service (TAT - 1 day)
'C' service (TAT - 3 days)


= Once in 6 weekly
= Once in 54 weeks

*
Annual servicing sequence

- Change according to hour meter reading/condition.
= A-A-A-A-A-C

SCOPE OF WORKS FOR PREVENTIVE MAINTENANCE

Motorised Lavatory Truck

		SATS MAINTENANCE CENTRE Motorise Lavatory Truck PREVENTIVE MAINTENANCE CHECKLIST	
Equipment No. :		JOB No. :	
Hourmeter Reading :		Date :	
Mechanical Checks By :		Sign:	
Electrical Checks By :		Sign:	
Tested By :		Sign:	
	Service instruction	Check	Remarks
Engine			
Engine Oil*	Top up/Replace		Change if exceeds 400 hrs
Engine Oil Filter	Change		
Leakage : Oil ,water and fuel	Check		
Oil sump gasket	Check		
Nosiy Components(worn,loose)	Check		
Engine Mounting	Check		
Exhaust system, Pipes & Silencer	Check		
DPD & Muffler	Check		
Timing cover gasket seal	Check		
Fuel System			
Air cleaner filter	Clean/Replace		
Fuel filter Primary (Tank side)	Check		
Fuel Filter Secondary (Fuel Pump)	Check		
Accelerator & Throttle linkage	Lubricate		
Fuel Tank & Cap	Check		
Cooling System			
Radiator Cap , Hoses & Cap Seal	Check		*Caution of Hot Water
Timing Belt	Check/Adjust		
Fan Blade	Check		
Cooling system leaks	Check		
Coolant	Check/Top Up		
Transmission			
Transmission Mounting	Check		
Transmission Oil	NA		
Transmission oil cooler ,fins andd hoses	Check		
Transission Oil Seal	Check		
Rear Axle	Check		
Propeller Shaft	Check		
Universal Joint	Check		
Axle Oil	Check		
Leakage in Differential	Check		
Brake System			
Master Pump & Resvoir	Check		
Brake Shoes	Check,Replace		
Brake Hoses,Pipes & Connections	Check,Tighten		
Brake Pedal Pad	Check,Clean		
Parking Brake Hand Lever	Check,Lubricate		
Streering System			
Streering Wheel & Column	Check/Tighten		
Streering Pump ,Cylinder Assembly	Check/Tighten		
Linkages,Rubber bushes and ball joints	Check/Tighten		
King Pin & Bushes	Check		
Wheel Alignment	Check/Adjust		
Power Streering Fluid Reservoir	Check/Top Up		
Hydraulic System			
Hydraulic Tank compoents & leakages	Check		
Hydraulic Suction Strainer	*Check Hour Meter		
Hydraulic Oil	Check		
Clog Differential Indicator	Check		
Hydraulic Filter Assembly (Return Line)	Check/Tighten		
Pressure Relief Valve	*Check relief pressure		

Pressure Gauge	Check		
Ball Valve	Check		
PTO	Check		
PTO Pump (Main Pump)	Check		
Flow Control Valve	Check		
Magnetic Plug	(Yearly check/clean)		

Vacuum System			
Vacuum Pump operation	Check,Service		
Mechanical Seal	Check		
Vacuum Pressure Switch : correct cut -off,cut -in	Check,Adjust		
Anti-vacuum valve	Check		
Check Valve (In-Line)	NA		
2-way NC Diaphragm Valve	Check		
Coupling	Check/Tighten		
Water Service Solenoid Valve	Check		
Charcoal Filter	Check		
Charcoal Element	Check/Change		
Y strainer and vacuum pipes	Check/Open		
Cracks in Suction Hoses	Check		
Suction Hoses Coupling	Check/Tighten		
Waste Hose Coupling O-ring	Check		
Cyclone Tank	Check		
Water System			
Water Pump	Check/Service		
Coupling	Check/Tighten		
Ball Valve	Check		
Y-strainer	check		
Safety Relief Valve	Check		
Water Pipe System	Check/Tighten		
Water Flow Meter, Correct flow rate	Check/Adjust		
Water Hose Coupling	Check/Adjust		
Water Hose Coupling O-Ring	Check/Replace		
Scissor Mechanism			
Cylinder	Check		
Scissor Pins & Rollers	Check/Grease		
Grease in Top & Bottom Channel	Check		
Emergency Lowering Valve	Check/Change		
Electrical System			
Battery Terminals cleanliness	Check/Clean		
Battery Acid / Distilled Water Level	Check/Top Up		
Alternator	Check		
Starter Motor & Solenoid	Check		
Hour Meter	Check		
Speed Limit Alarm	Drive & Check		
Fule Gauge	Check		
Toggle Switches	Check/Change		
Hand brake & indicator	Check		
Neutral gear indicator	Check		
Ignition Indicator Light	Check/Change		
Beacon Lights	Check/Change		
Buzzer	Check/Replace		
Cab Control Panel Switches	Check/Change		
Platform Control Panel Switches & Light	Check/Change		
Limit Switch	Check		
Antenna Limit Switch	Check		
Camera functionailty	Check		
Additional repair to be carried forward (if any)			

Legend

'A' service (TAT - 1 day)
'C' service (TAT - 3 days)

=
=

Once in 6 weekly
Once in 54 weeks

*

-

Change according to hour
meter reading/condition.


Annual servicing sequence

=

A-A-A-A-A-C

SCOPE OF WORKS FOR PREVENTIVE MAINTENANCE

Towable Water Cart

		SATS MAINTENANCE CENTRE Towable water Cart PREVENTIVE MAINTENANCE CHECKLIST		
EQUIPMENT NO :		JOB NO :		
MILES / KMS / HRS :		DATE :		
Electrical Checked By : S/N : Sign :				
Tested By : S/N : Sign :				
S/N	ITEM DESCRIPTION	SERVICE INSTRUCTION	CHECK	REMARKS
ENGINE				
1	Engine oil	Check/replace		
2	Engine oil filter	Check/replace		
3	Oil & fuel leaks	Check		
4	Drain plug	Check		
5	Gasket & "O" ring	Check		
6	Exhaust mounting	Check		
7	Air cleaner filter	Check/replace		
WATER PUMP				
1	Hoses and clamps	Check		
2	Hose connections for leaks	Check		
3	Pump totaliser	Check		
4	On-off valve	Check		
5	Pump condition	Check		
TROLLEY AND STRUCTURE				
1	Turntable bearings	Check/lub		
2	Tow and brake mechanism	Check		
3	Tyre condition/ top up air	Check		
4	Wheel assembly & nuts	Check		
5	Tyre pressure (40 psi)	Check/inflate		
6	Door locking mechanism	Check		
7	Compartment, frame and chassis	Check		
8	Inspection covers	Check		
WATER TANK				
1	leak and corrosion	Check		
2	knocks and dents	Check		
3	Welding joints	Check		
4	Paint touch up	Check		
Electrical system				
1	Battery condition	Check/top up		
2	Starting system	Check		
3	Starter condition	Check		
4	Apron light	Check		
5	Battery charging wire and connector	Check		
6	Fuel tank.	Check		

Legend

'A' service (TAT - 1 day)
'C' service (TAT - 3 days)

= Once in 6 weekly
= Once in 54 weeks

*

Change according to
- hour meter
reading/condition.
= A-A-A-A-A-C

Annual servicing sequence